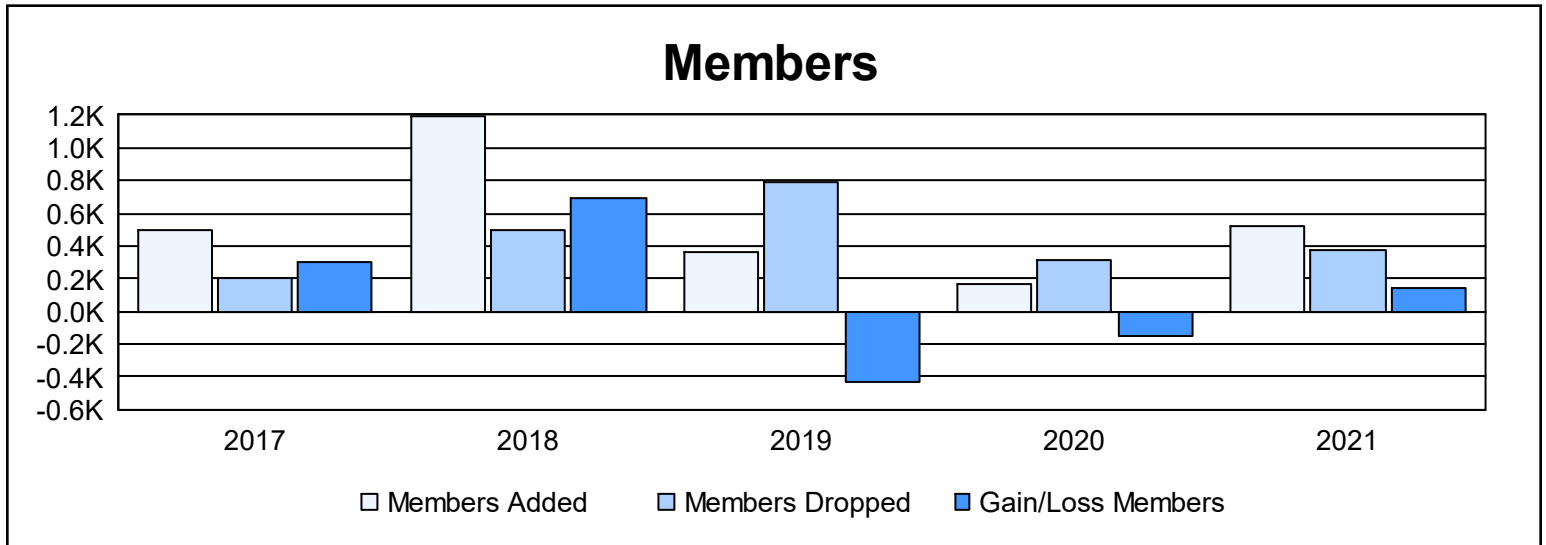
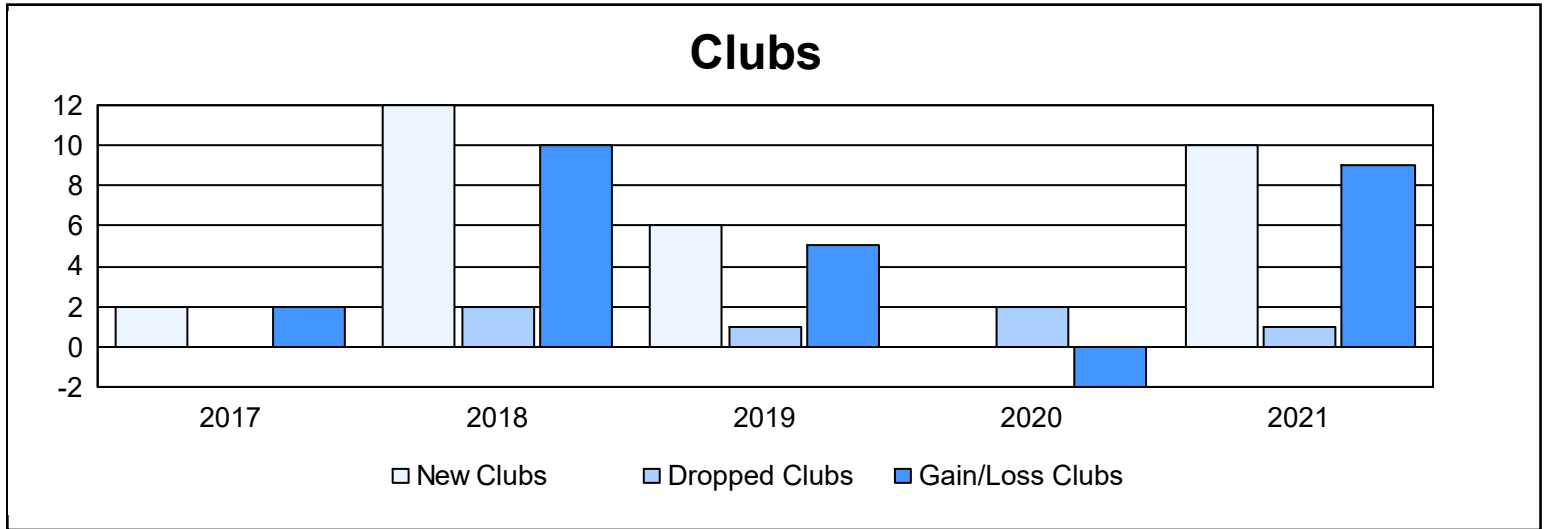
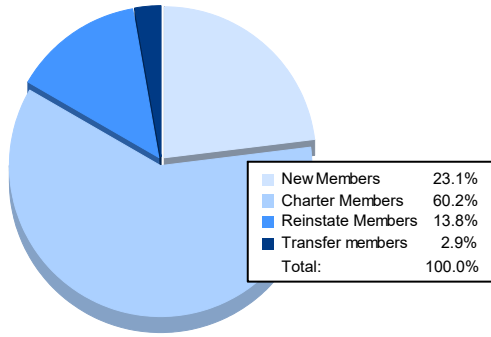


Year	New Clubs	Dropped Clubs	Gain/ Loss Clubs	New Members	Charter Members	Reinstate Members	Transfer Members	Total Member Added	Total Members Dropped	Gain/ Loss Members
2016-2017	2	0	2	406	69	18	4	497	201	296
2017-2018	12	2	10	819	289	78	2	1,188	492	696
2018-2019	6	1	5	143	195	12	7	357	789	-432
2019-2020	0	2	-2	117	32	15	2	166	319	-153
2020-2021	10	1	9	120	313	72	15	520	373	147
<b>Average</b>	<b>6</b>	<b>1</b>	<b>5</b>	<b>321</b>	<b>180</b>	<b>39</b>	<b>6</b>	<b>546</b>	<b>435</b>	<b>111</b>



### Membership Composition June 2021 Cumulative



### Gender Composition June 2021 Cumulative

